



BARNOWL



NETSTOCK
Make better inventory decisions

Managing your inventory risks

NETSTOCK and BarnOwl webinar

*Thursday, 27th May 2021 – 09h00 to
10h00*



Your facilitators



Ronald Laxton,
NETSTOCK
MD, Africa



Jonathan Crisp,
BarnOwl,
Director

Your panelists



Tony Sinton,
NETSTOCK
CEO



Miles Crisp,
former CEO
Tarsus
Technology

Agenda

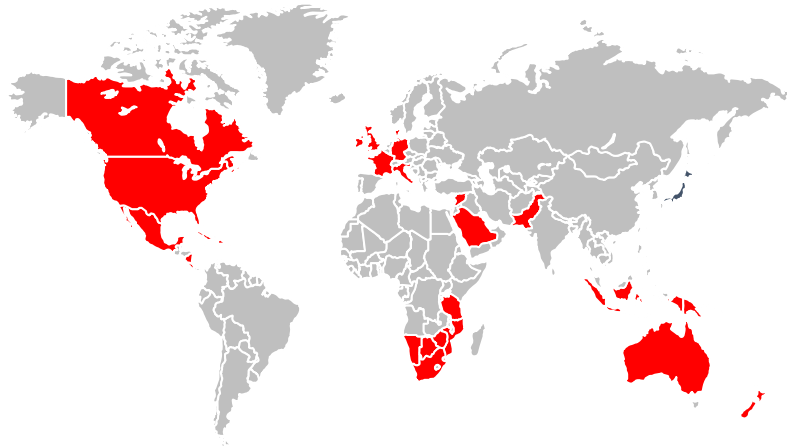
Welcome & Introduction	Jonathan Crisp, Director, BarnOwl Ronald Laxton, MD, NETSTOCK SA
The Inventory maturity curve & inventory risk	Tony Sinton, CEO, NETSTOCK
Panel discussion	Miles Crisp, Former CEO Tarsus Technologies Tony Sinton, CEO NETSTOCK
Q&A session	

Housekeeping

To avoid interference with sound all delegates have been muted

If you have a question that you would like to be answered in the Q&A session at the end of the presentation, please put this in the chat

Our experience



42 Countries
4 Regions

10 Years



1700+ Customers
16,000 Users



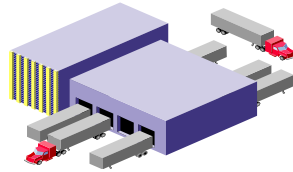
**Manage 100m+
items**



What is inventory risk?

➤ Supply Risk

- Supplier delivers late
- Supplier delivers less than requested



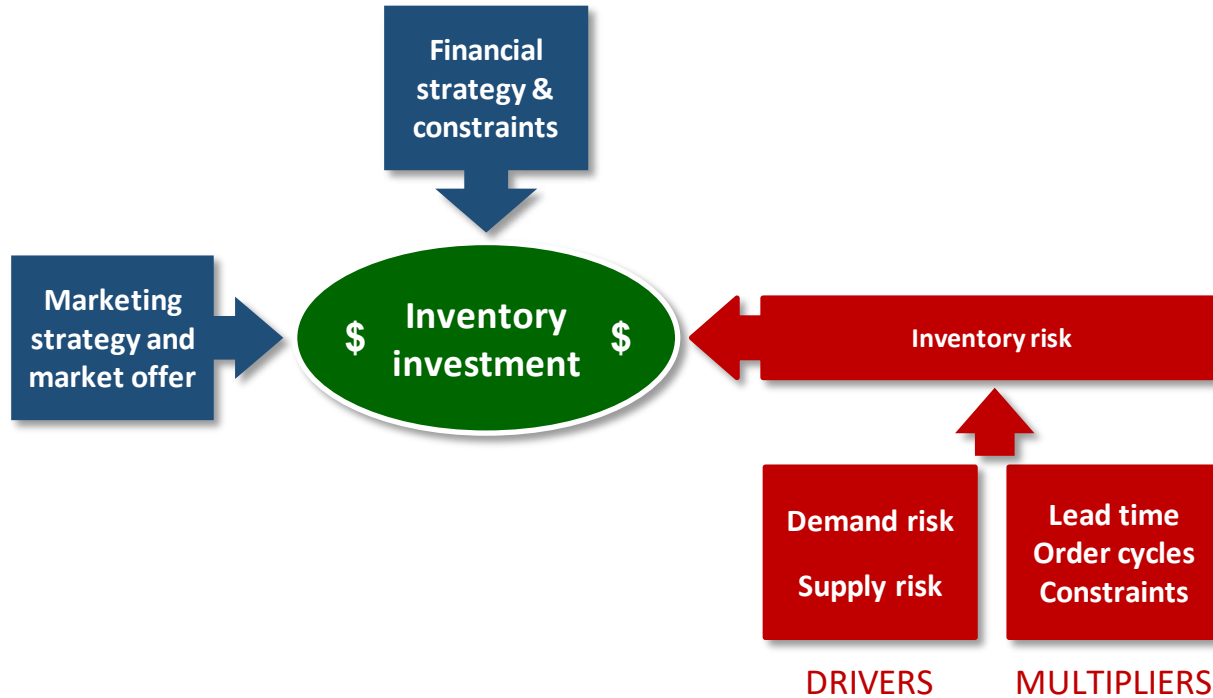
➤ Demand Risk

- Actual demand exceeds forecast demand

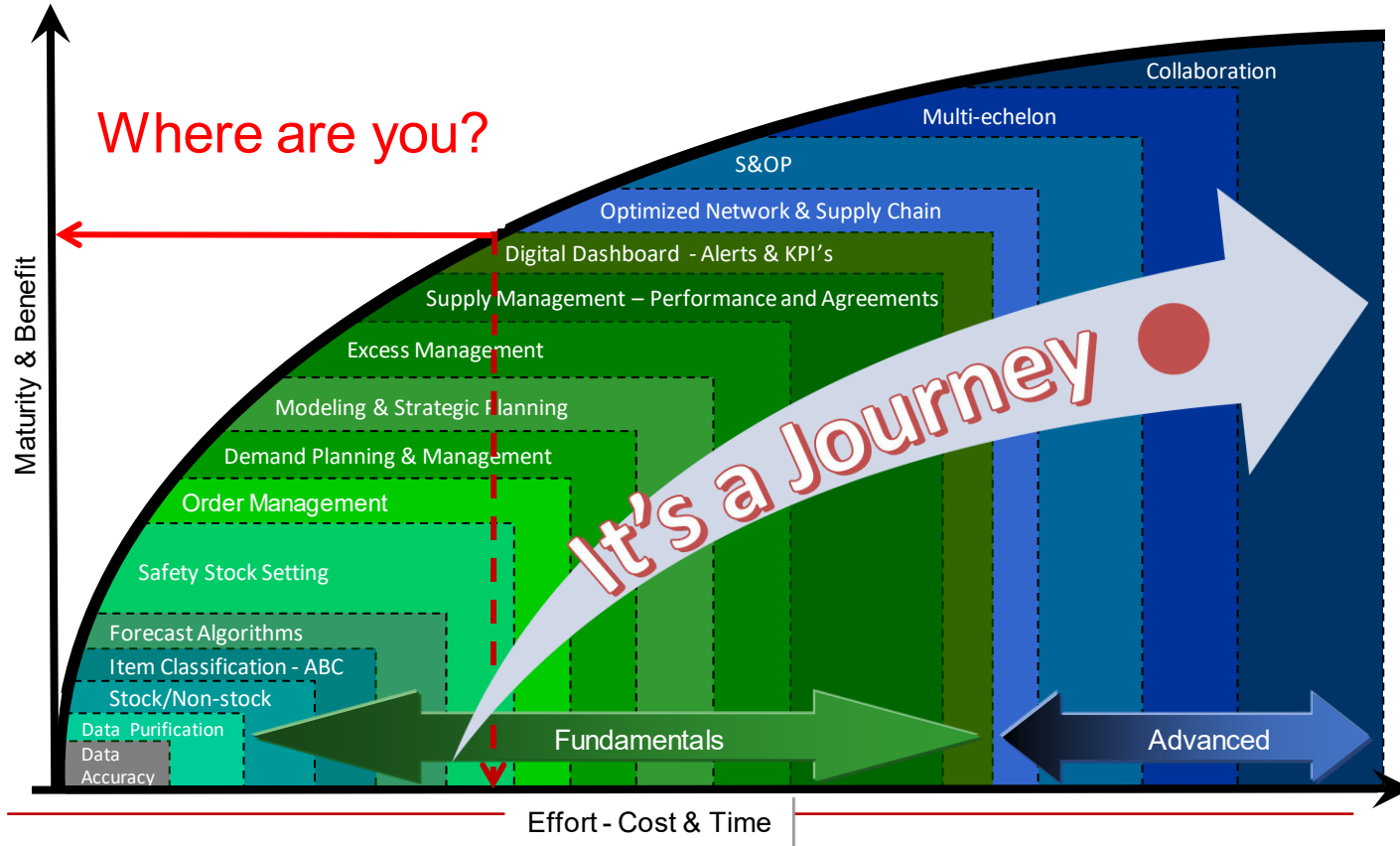


Risk to Availability

NETSTOCK Risk Methodology



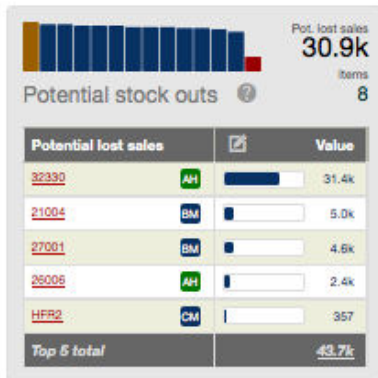
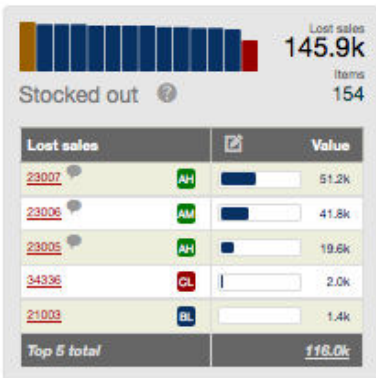
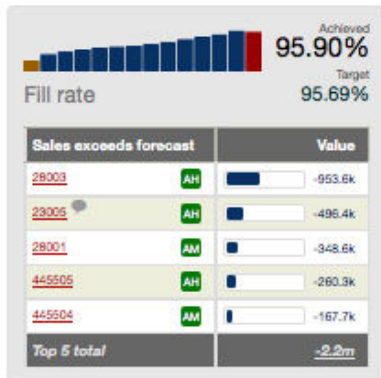
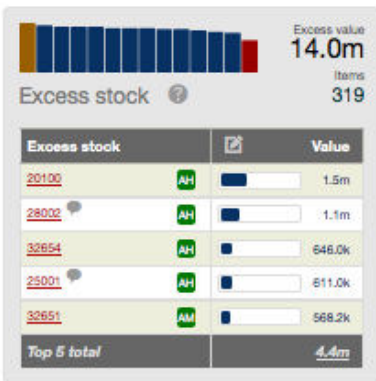
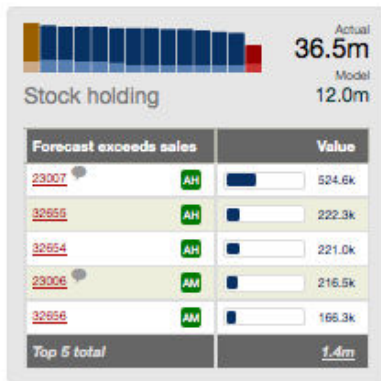
Inventory Management Maturity



A black and white portrait of Albert Einstein, showing his characteristic wild hair and mustache. He is looking slightly to the right of the camera with a thoughtful expression. His hands are clasped together in front of him. The background is a plain, dark grey.

Everything should be made as simple as possible.....
but not simpler

Complexity = / Sustainability



Integrated Risk Management – top down approach

BarnOwl ERM

File Edit Create/Link View Reports My Favourite Reports Window Help

BarnOwl Dashboard - ABC Corporation Objective Register - ABC Corporation

Lock Register Refresh Expand Register Wrap Text Print Export Register Favourite View

Drag a column header here to group by that column.

Objective Title	S	C	IOP				
Commitment to environmental issues	4.00	2.00	8.00				
Commitment to socio-economic development	4.00	4.00	16.00				
Effective and profitable operations	5.00	3.00	15.00				
Unit Title	S	C	IOP				
Cape Town Effective and profitable operations	4.00	4.00	16.00				
Durban Effective and profitable operations	5.00	4.00	20.00				
Johannesburg Effective and profitable operations	4.00	3.00	12.00				
Port Elizabeth Effective and profitable operations	5.00	3.00	15.00				
Unit Title	S	C	IOP				
Finance To ensure that credit notes are properly authorized and monitored.	4.00	5.00	20.00				
Finance To ensure accurate and effective dispatch process	4.00	6.00	24.00				
Finance To ensure that debtors' details are properly recorded and managed	4.00	5.00	20.00				
Inventory Continuous supply of raw materials to ensure production is not halt...	5.00	4.00	20.00				
Risk Title	II	IL	IR	RI	RL	RR	Risk Response Decision
Increased inventory holding costs audit	3.00	4.00	12.00	3.00	1.00	3.00	
Control Title	Control Adequacy	Control Effectiveness					
Just in Time (JIT) ordering	Adequate	Ineffective					
Stock on hand management	Adequate	Partially Effective					

Average of Input/Value by Year, Month and Key Risk Indicator Title

Year	2020	2020	2020	2020	2020	2020	2020
Month	January	February	March	April	May	June	July
ABC Corporation							
Johannesburg							
Inventory							
Stock unit cost prices are accurate	1.00	2.00	1.00				
Stock quantity on Hand with Zero Value	1.00	1.00	1.00	1.00	1.00	1.00	1.00
SAP transaction MB52 stock report is accurate and reliable	0.00	0.00	0.00	0.00	0.00	0.00	0.00
Negative quantity Stock on Hand	1.00	4.00	2.00				
Appropriate levels of stock on hand	1.00	2.00	4.00	5.00	2.00	6.00	12.00



Continuous Analytics - real-time updates of Key Control Indicators in BarnOwl

BarnOwl ERM

Organisational Structure

- Root
 - ABC Corporation
 - Cape Town
 - Durban
 - East London
 - Johannesburg
 - Assets
 - Finance
 - Inventory
 - IT
 - J&B Compliance
 - J&B HR
 - Materials Management
 - Procurement
 - Projects

BarnOwl Dashboard - Inventory

Risk Register [Current] - Inventory

Lock Register Refresh Expand Register Wrap Text Print Export Reg

Drag a column header here to group by that column.

Risk Title	II	IL
Increased inventory holding costs audit	5.00	4.00

Control Title

Just in Time (JIT) ordering

Stock on hand management

Key Performance Indicator Title

Measure Type

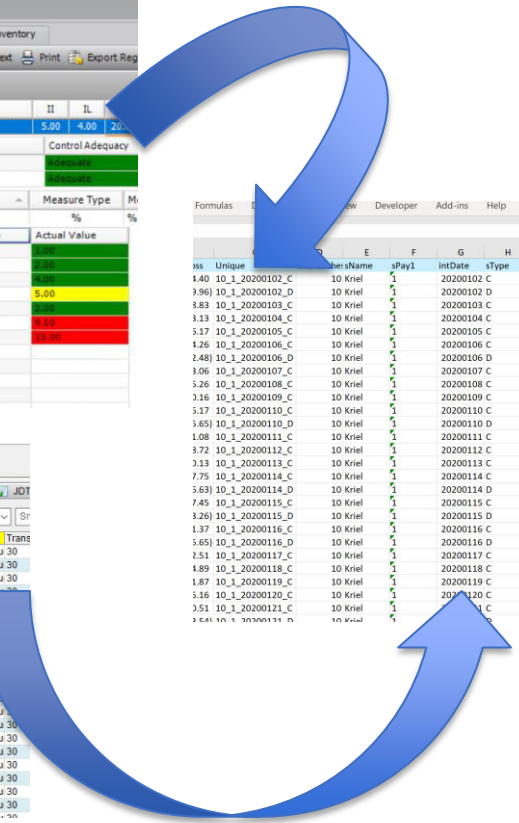
Appropriate levels of stock on hand	Target Date Title	Target End Date	Target Value	Actual Value
January	01 January	0.00	0.00	0.00
February	01 February	0.00	0.00	0.00
March	01 March	0.00	0.00	0.00
April	01 April	0.00	0.00	5.00
May	01 May	0.00	0.00	0.00
June	01 June	0.00	0.00	11.50
July	01 July	0.00	0.00	0.00
August	01 August	0.00	0.00	0.00
September	01 September	0.00	0.00	0.00
October	01 October	0.00	0.00	0.00
November	01 November	0.00	0.00	0.00

ss	Unique	ItemName	uPay1	inDate	sType	sDept	sSType	Stage_Discounts	CK
1.40	10_1_20200102_C	10 Kriel	1	20200102	C	008202	1	9.21	
3.961	10_1_20200102_D	10 Kriel	1	20200102	D	000101	1	0.04	
3.83	10_1_20200103_C	10 Kriel	1	20200103	C	008202	1	20.2	
1.13	10_1_20200104_C	10 Kriel	1	20200104	C	008202	1	21.63	
5.17	10_1_20200105_C	10 Kriel	1	20200105	C	008202	1	7.11	
1.26	10_1_20200106_C	10 Kriel	1	20200106	C	008202	1	22.91	
2.48	10_1_20200106_D	10 Kriel	1	20200106	D	000101	1	0.12	
3.06	10_1_20200107_C	10 Kriel	1	20200107	C	008202	1	6.61	
2.26	10_1_20200108_C	10 Kriel	1	20200108	C	008202	1	7.48	
3.16	10_1_20200109_C	10 Kriel	1	20200109	C	008202	1	5.68	
5.17	10_1_20200110_C	10 Kriel	1	20200110	C	008202	1	6.44	
1.651	10_1_20200110_D	10 Kriel	1	20200110	D	000101	1	0	
1.08	10_1_20200111_C	10 Kriel	1	20200111	C	008202	1	4.18	
3.72	10_1_20200112_C	10 Kriel	1	20200112	C	008202	1	2.29	
2.19	10_1_20200113_C	10 Kriel	1	20200113	C	008202	1	7.32	
7.75	10_1_20200114_C	10 Kriel	1	20200114	C	008202	1	6.19	
5.631	10_1_20200114_D	10 Kriel	1	20200114	D	000101	1	0.02	
7.45	10_1_20200115_C	10 Kriel	1	20200115	C	008202	1	19.68	
3.261	10_1_20200115_D	10 Kriel	1	20200115	D	000101	1	0.04	
1.37	10_1_20200116_C	10 Kriel	1	20200116	C	008202	1	10.72	
5.651	10_1_20200116_D	10 Kriel	1	20200116	D	000101	1	0	
2.51	10_1_20200117_C	10 Kriel	1	20200117	C	008202	1	7.13	
1.89	10_1_20200118_C	10 Kriel	1	20200118	C	008202	1	4.4	
1.87	10_1_20200119_C	10 Kriel	1	20200119	C	008202	1	1.99	
3.16	10_1_20200120_C	10 Kriel	1	20200120	C	008202	1	6.91	
3.51	10_1_20200121_C	10 Kriel	1	20200121	C	008202	1	6.65	
2.44	10_1_20200121_D	10 Kriel	1	20200121	D	000101	1	0.72	

Apps Server Window Admin Help

Sales1_inv_head Command inv_head_sales_2021 Sales_rec Stk_Movements stk_tran_al JD1_Sales_pr JD1

Instance	Branch	U_Branch	Transid	Line_ID	FinncPrd	Account	AcctName	ContraAct	Contra	Trans
283178	LJF	68	WYNBRG	146,156	1	24 101011	Sales 261001	Debtors Control Accou 30		
283179	LJF	68	WYNBRG	146,157	1	24 101011	Sales 261001	Debtors Control Accou 30		
283180	LJF	68	WYNBRG	146,158	1	24 101011	Sales 261001	Debtors Control Accou 30		
283181	LJF	68	WYNBRG	146,159	1	24 101011	Sales 261001	Debtors Control Accou 30		
283182	LJF	68	WYNBRG	146,161	1	24 101011	Sales 261001	Debtors Control Accou 30		
283183	LJF	68	WYNBRG	146,162	1	24 101011	Sales 261001	Debtors Control Accou 30		
283184	LJF	68	WYNBRG	146,163	1	24 101011	Sales 261001	Debtors Control Accou 30		
283185	LJF	68	WYNBRG	146,164	1	24 101011	Sales 261001	Debtors Control Accou 30		
283186	LJF	68	WYNBRG	146,165	1	24 101011	Sales 261001	Debtors Control Accou 30		
283187	LJF	68	WYNBRG	146,166	1	24 101011	Sales 261001	Debtors Control Accou 30		
283188	LJF	68	WYNBRG	146,167	1	24 101011	Sales 261001	Debtors Control Accou 30		
283189	LJF	68	WYNBRG	146,168	1	24 101011	Sales 261001	Debtors Control Accou 30		
283190	LJF	68	WYNBRG	146,169	1	24 101011	Sales 261001	Debtors Control Accou 30		
283191	LJF	68	WYNBRG	146,170	1	24 101011	Sales 261001	Debtors Control Accou 30		
283192	LJF	68	WYNBRG	146,171	1	24 101011	Sales 261001	Debtors Control Accou 30		
283193	LJF	68	WYNBRG	146,172	1	24 101011	Sales 261001	Debtors Control Accou 30		
283194	LJF	68	WYNBRG	146,173	1	24 101011	Sales 261001	Debtors Control Accou 30		
283195	LJF	68	WYNBRG	146,174	1	24 101011	Sales 261001	Debtors Control Accou 30		
283196	LJF	68	WYNBRG	146,175	1	24 101011	Sales 261001	Debtors Control Accou 30		
283197	LJF	68	WYNBRG	146,176	1	24 101011	Sales 261001	Debtors Control Accou 30		





BARNOWL



NETSTOCK
Make better inventory decisions

Thank You.

Any questions?

www.netstock.co



